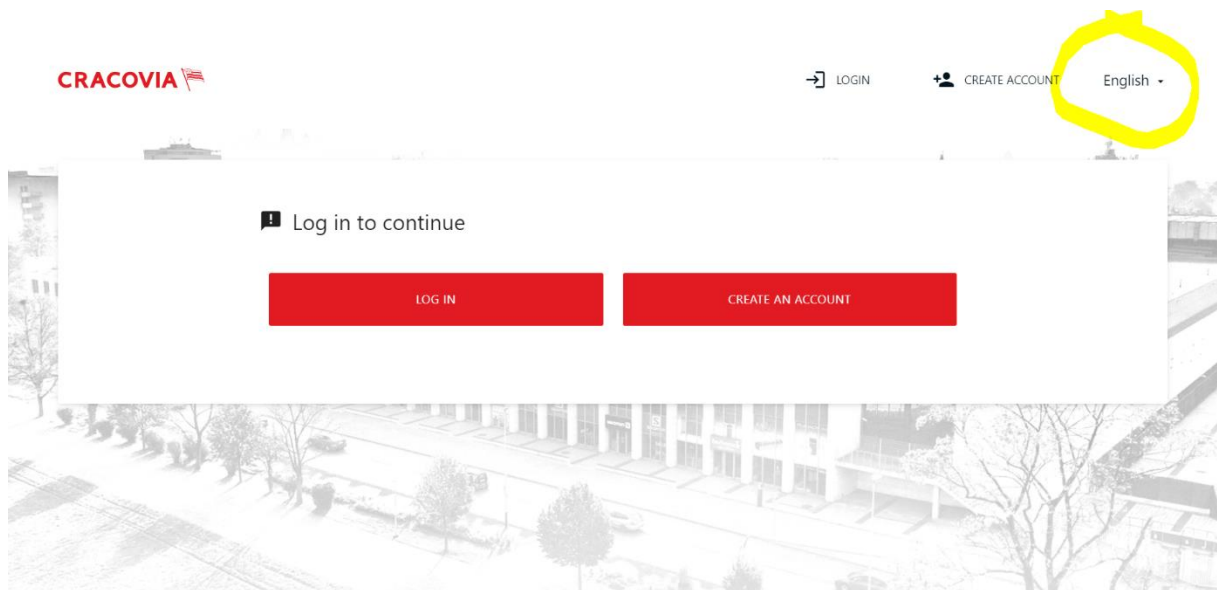
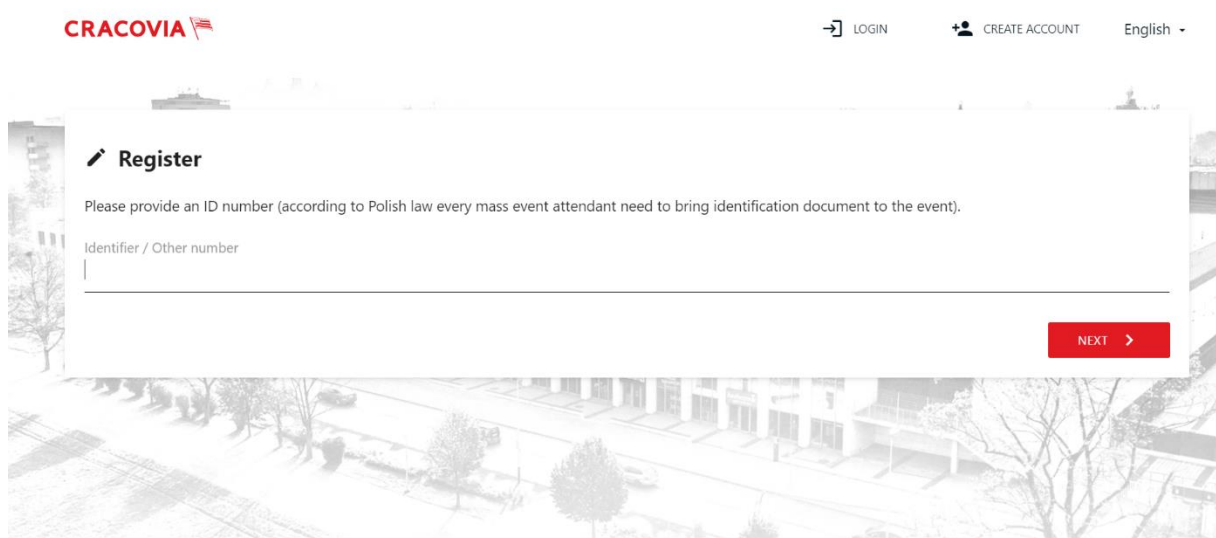


Ticket buying instructions

1. Click on the link sent. Then change the language to English. Select the button „Create an account”



2. Provide an ID/ passport number and click on „next”.



Ticket buying instructions

3. Fill in your details and enter the email address to which you have access.

Fill user data

Other number

19061906

⚠ It's not polish identifier

First name

Last name

Email

Confirm e-mail

Password

Confirm password

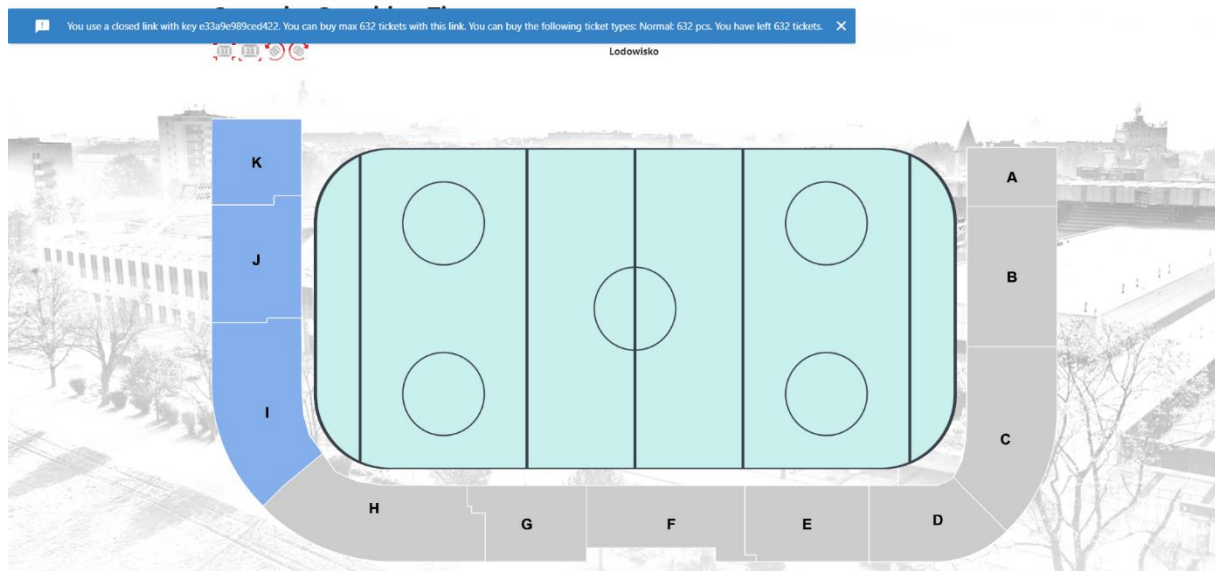
Phone

☐ * Oświadczam, że zapoznałem się z [GDPR](#)


☐ * Oświadczam, że zapoznałem się z [Terms of service](#)

✓ CREATE ACCOUNT

4. Choose your seats from the available sectors. Choose as many as you want to pay for. You can buy multiple tickets from one account.



Ticket buying instructions



5. Enter your id number that you used to register, then select "E-ticket"

6. Choose payment method. If you choose the "payU" method at a later stage, you will be able to pay with a payment card. After paying the order, the payment confirmation and tickets will be sent to the e-mail address used in registration. Tickets can also be downloaded by logging into your account.